

Evaluation of the Properties of *Calotropis procera* Oil Aiming the Production of Biodiesel

Lindeberg Ventura de Sousa*, Adriana Paula Batista Santos, Luiz Di Souza, Anne Gabriella Dias Santos, Adilson Beatriz

Material and Methods

The seeds were collected, dehydrated (at 70°C), selected and dried in an oven. The extraction of the oil was done with the Soxhlet method using hexane as the solvent. The yield was calculated using equation 1:

$$\text{Oil\%} = \text{OilM}/\text{SeedM} * 100 \text{ (Eq. 1)}$$

Where: **OilM** is the oil mass obtained and **SeedM** the seed mass used in the extraction. The ideal extraction time was determined experimentally.

The physicochemical properties determined in the oil, according to standard procedures [1 and 2], were acidity, free fatty acids, iodine, saponification, peroxide (determined volumetrically), and refractive indices (via a Quimis Q767D192 portable digital refraction meter). The content of water and sediments was obtained through the appropriate standard [3]. The kinematic viscosity was obtained through a TIC-17 RGT Saybolt Universal Viscometer according to the manufacturer's recommendations. The density was determined using a Pyrex glass pycnometer [4].

The thermal analyses were obtained in the temperature range of 30-800 °C using an STA 449 F3-Jupiter Thermal Analyzer. The NMR data were obtained through a Bruker Avance DPX-300 device using frequencies of 300 MHz for ¹H and 75 MHz for ¹³C. The internal reference was adjusted from the TMS signal and the solvent's residual hydrogen (CHCl₃) signals. The CDCl₃ volume is of about 0.7 mL, and the samples amount to about 15 mg.

The centesimal composition of polyunsaturated and monounsaturated fatty acids was determined by equations 2 and 3, respectively:

$$\text{Polyunsaturated\%} = \text{IAHI}/6 \times 100 \text{ (Eq. 2)}$$

$$\text{Monounsaturated\%} = \text{AHI} - 2(\text{IHAI})/12 \times 100 \text{ (Eq. 3)}$$

Where: **IAHI** = internal allylic hydrogens integration; **AHI** = allylic hydrogens integration. The centesimal composition of total unsaturated fatty acids (total unsaturated%) present in the oil can be determined by the simple sum of Polyunsaturated% and Monounsaturated%. The centesimal composition of saturated fatty acids is determined by equation 4:

$$\text{Saturated fatty acids \%} = 100 - (\text{Total Unsaturated\%}). \text{ (Eq. 4).}$$

References

- [1] American Oil Chemists Society. Official and Tentative Methods (AOCS). 3 Ed. Chicago: v.1, 1985.
- [2] Anvisa. Regulamento técnico para fixação de identidade e qualidade de óleos e gorduras vegetais. 1999. Available from: <http://portal.anvisa.gov.br>. Access July, 2014.
- [3] ANP – Agência Nacional do Petróleo, Gás Natural e Biocombustível. Resolução n.69 de dezembro de 2014. Available from: http://nxt.anp.gov.br/nxt/gateway.dll/leg/resolucoes_anp/2014/dezembro/ranp%2069%20-%202014.xml. Access July, 2015.
- [4] Lima, L. S.; Silva, L. F. B.; Santo Filho, D. M. E.; Santos Júnior, J. J. P. S.; Rodrigues, C. R. C.; Pereira, R. G. Abordagem metrológica no estudo da variação da massa específica de biodiesel de sebo bovino com relação a temperatura, utilizando-se um picnômetro. In: Congresso Internacional de Metrologia Mecânica, 1, 2008, Rio de Janeiro. [Link](#)



Figure 1S. Seeds of *C. procera*: green (left) and mature (right).

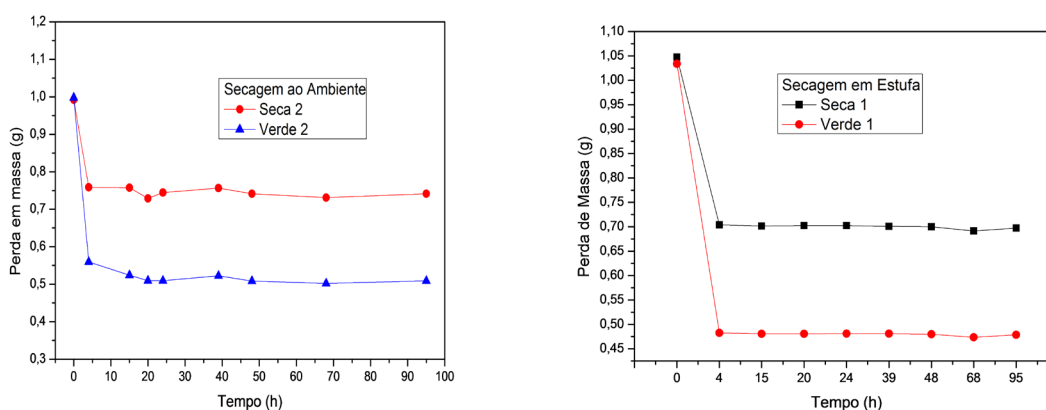


Figure 2S. Drying of *C. procera* seeds: in the environment (left) and in the greenhouse (right) at 70 °C.

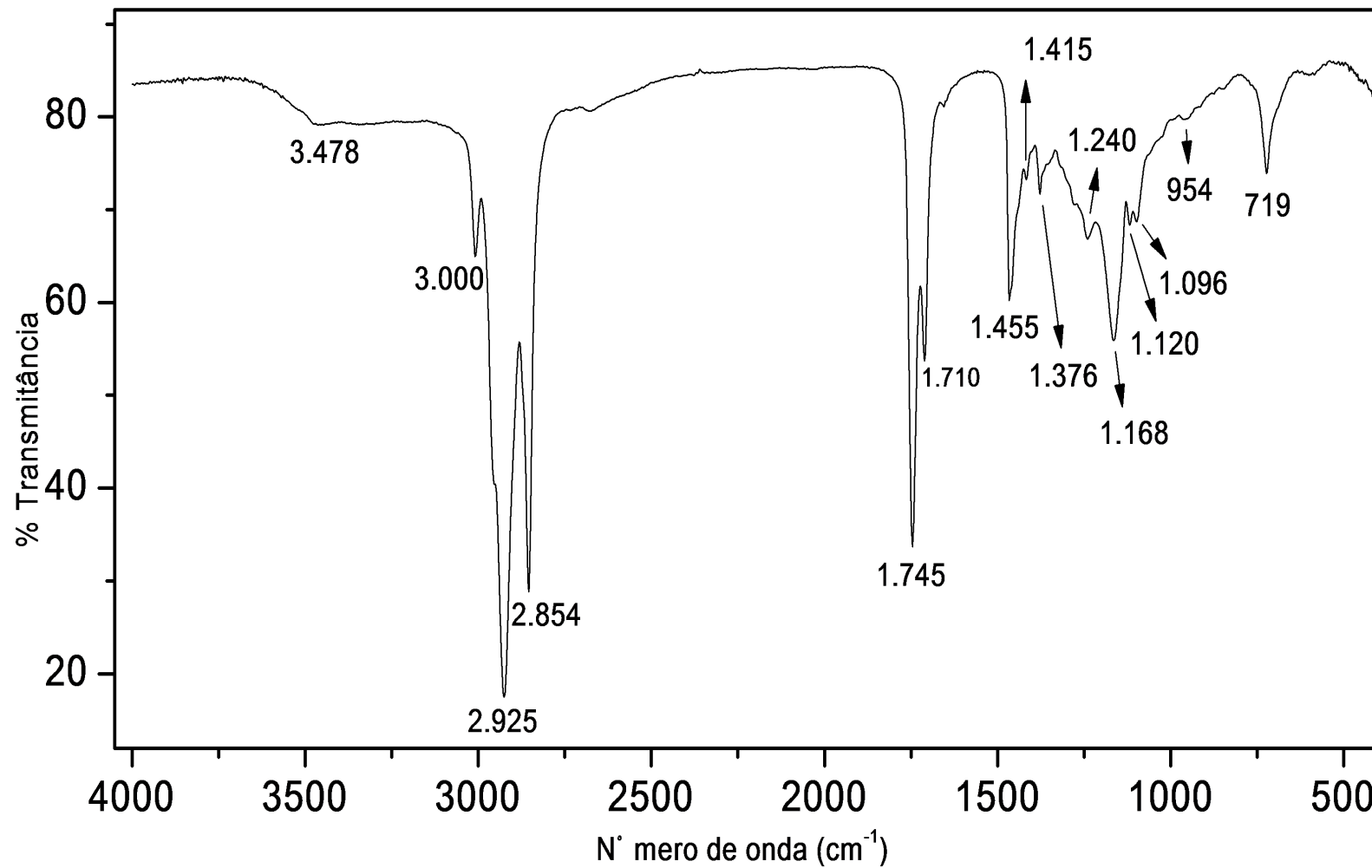


Figure 3S. FTIR spectrum of *C. Procera* oil.

Supporting Information to

DOI: <http://dx.doi.org/10.17807/orbital.v10i2.1061>

Acquisition Time (sec)	6.8420	Comment	1H - CDCl ₃ AB-OCP-1 AB		Date	08 Jan 2015 13:45:34	
File Name	C:\Users\Administrador\Dropbox\Adilson\Lulu - UERN\AB-OCP-1\AB-OCP-1_001001r				Frequency (MHz)	300.13	
Nucleus	1H	Number of Transients	8	Original Points Count	32768	Points Count	65536
Pulse Sequence	zg	Solvent	CHLOROFORM-D		Sweep Width (Hz)	4789.27	
Temperature (degree C)	27.000						

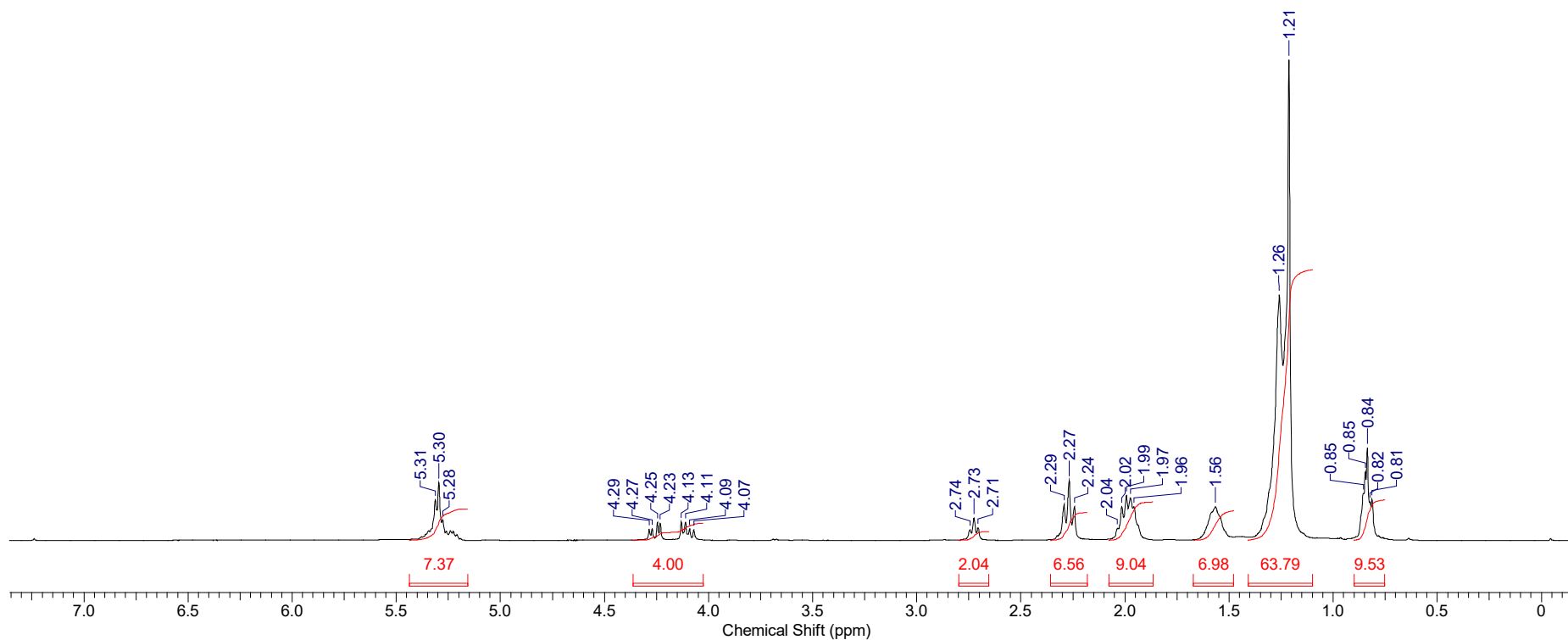


Figure 4S. ¹H-NMR spectrum (300 MHz, CDCl₃) of *Calotropis procera* oil.

Acquisition Time (sec)	0.8700	Comment	1H - CDCl3 AB-OCP-1 AB	Date	08 Jan 2015 13:53:20
File Name	C:\Users\Adilbeat\Dropbox\Adilson\Lulu - UERN\AB-OCP-1\AB-OCP-1_003001r			Frequency (MHz)	75.47
Nucleus	13C	Number of Transients	371	Original Points Count	16384
Pulse Sequence	zgpg30	Solvent	CHLOROFORM-D	Sweep Width (Hz)	18832.39
Temperature (degree C)	27.000				

